

Staff Development Session 1

New Mac Book Learning Lab

Macbook Learning Labs

[Why Apple?](#)



Macbook Learning Lab

What's Available?

- One Cart per Campus
- 30 Macbooks
- 2 Air Print HP Color Printers
- 2 Bodelin ProScope Hand Held Microscopes
- 2 VGA Dongles for Projectors



Macbook Learning Lab

Thank You

Meredith Foundation


\$150,000

Macbook Learning Lab

The Cart

Bretford Mobility “Smart” Cart

Utilizes a Power Management System



Macbook Learning Lab

3 Sections

Macbooks 1-10

Macbooks 11-20


Macbooks 21-30

Macbook Learning Lab

Introducing the Power Management System

Power Module

Mounted on the top of each cart



Macbook Learning Lab

2 Charging Modes

Charge All

Rapid Charge

Charge all delivers power to each section, one at a time.

Rapid Charge delivers power only to section 1 to quickly fully charge the first 10 macbooks quickly

Macbook Learning Lab

Two Indicator Lights

Orange- Computers are Charging

Green- Computers are Fully Charged

(This is just like the indicator on your macbook power supply)

Macbook Learning Lab

On/Off Switch




Cart Must be Turned Off before plugging in or unplugging.

1

Turn Red Switch "ON". All computers in the cart are charging

ORANGE = Computers are charging

GREEN = Computers are charged



2


Push the "Mode" Button & the 2nd **BLUE** LED comes on Only Computer 1-10 (top row) are "Rapid Charging"

Macbook Learning Lab

Cable Management

The cart is completely configured and ready to go.

If you need to remove a power supply you can open the rear doors and pull out the adapter. Plugs are located in a shelf below the adapter. Everything is numbered.



Macbook Learning Lab

Macbook Setup

- Have Student Account
- Log into Student Account when turned on
- Set to Print to the HP 1525 Printer on Cart
- Can Print to other printers
- Can reach Servers for Files (Command+K)
- Internet ready
- Macs are wide open
- 100% Wireless Network Coverage
- Microsoft Word, Excel, Power Point
- iLife '11

Macbook Learning Lab

End of Day Check List

- All Macbooks Accounted for
- All Shut Down (Glow near Clasp)
- Stored in Proper Slots
- Check for Green or Orange on Plug
- Note any problems with Computer Name
- Cart is locked
- Make sure the cart is plugged in to charge overnight

Macbook Learning Lab

Caring for the Macbooks

- Completely discharge the battery every 2 weeks
- Have students wash hands before use
- Clean with a damp, lint free cloth **(Make sure computer is turned off and disconnected from a power source)**

Macbook Learning Lab

Tips for Use with Students

- Close lid completely- make sure there is nothing on the keyboard before closing
- Do not stack books on top of closed macs
- Carry with 2 hands
- Point at the screen with fingers only
- Keep away from extreme hot or cold

Macbook Learning Lab



Test Time!!!!

Macbook Learning Lab

Open Macbook

Open Safari

Type in this Address:

www.rwpoll.com

Macbook Learning Lab

Type in this Session Number:

767786

Click “Join Session”

Type your First and Last Name

Skip User Data

Click Continue

Macbook Learning Lab

Ready

Set

Go!!

Macbook Learning Labs

[Why Apple?](#)



Next Week: Session 2

Bring your Macbook fully charged!

Hands on Activities with the Macbook
For Use in the Classroom

Macbook Learning Labs

Closing:

[The Darth Vader Effect of Teaching](#)